
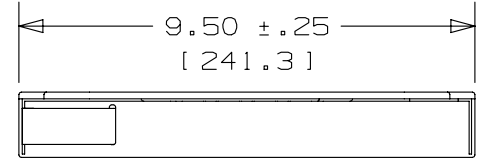
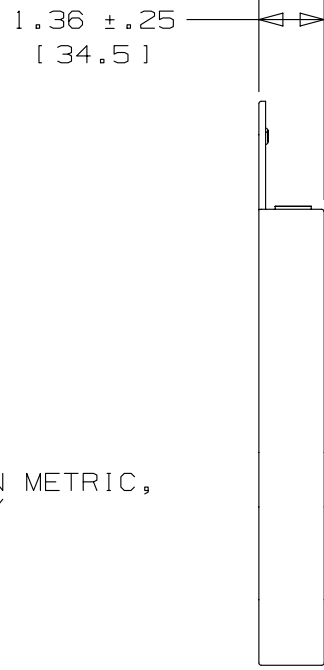


THIS COPY IS PROVIDED ON A RESTRICTED BASIS AND IS NOT TO BE USED IN ANY WAY DETRIMENTAL TO THE INTERESTS OF PANDUIT CORP.

PANDUIT PART NUMBER	MATERIAL	USES BUCKLE PART NUMBER	STRAPPING WIDTH	STRAPPING THICKNESS	MATERIAL LENGTH
MSW75T30-CR2	201 SS	MSBW75-C2	0.75 ±0.01 [ 19.1 ]	0.030 ±0.005 [ 0.80 ]	100.0' [ 30.5m ]
MSW75T30-CR6	316 SS	MSBW75-C6	0.75 ±0.01 [ 19.1 ]	0.030 ±0.005 [ 0.80 ]	100.0' [ 30.5m ]



NOTES:

1. APPLICATION TOOL: BT75SDT
2. BRACKETS [ ] DENOTE DIMENSIONS IN METRIC, AND ARE SHOWN FOR REFERENCE ONLY
3. MATERIAL: SEE TABLE
4. COMPATIBLE BUCKLES: SEE TABLE

REV	DATE	BY	CHK	APR	DESCRIPTION	ECN
02A	4/13	JAMB	MIM	RGRO	UPDATE DRAWING TO NEW GLOBAL PANDUIT TITLE BLOCK WITH PANDUIT LOGO	SSECN01057
01A	2/12	MIM	RGRO	---	1. PACKAGING CHANGED FROM PLASTIC CORRUGATED TO PLASTIC TOTE DESIGN. 2. ADDED PART NUMBER MSW75T30-CR6 3. ADDED MATERIAL COLUMN TO TABLE. 4. REMOVED APPLICATION TOOL BT75RT	-----
00A	5/09	MIM	CCH	---	DRAWING RELEASED	-----

TITLE <b>MS75 STRAPPING COIL-IN-A-BOX</b> CUSTOMER DRAWING					
ITEM REVISION NAME N41286BS/02			<b>PANDUIT</b>		
DATASET FILE NAME N41286BS_DC/02A					
UNLESS OTHERWISE SPECIFIED, DIMENSIONAL TOLERANCES ARE: IN [ mm ] .x ± .1 [ 2.54 ]      .xxx ± .005 [ .127 ] .xx ± .01 [ .25 ]      ANGLES ± 5 °					MATERIAL:  SEE NOTES
THIRD ANGLE PROJECTION					DRAWING NUMBER: N41286BS_DC
DRAWN BY MIM	DATE 5/09	CHK SKB	SCALE NONE	SHT 1 OF 1	SIZE A